

So much  
science,  
so little  
bench space.



revvity

VICTOR® Nivo™ multimode plate reader



# It fits any benchtop – and budget

Building on our pioneering family of benchtop multimode plate readers, the VICTOR® Nivo™ multimode reader breaks new ground, packing all popular detection modes into the industry's smallest benchtop footprint.

The successor to the highly popular VICTOR X system – the world's first multimode plate reader – the VICTOR Nivo system detects absorbance, luminescence, fluorescence intensity, time-resolved fluorescence, fluorescence polarization and now Alpha technologies.

It's perfect for everyday biochemical and cell-based assays, including kinetic measurements, and features:

- Top and bottom reading of most technologies
- A 32-position filter storage system for measurements at differing wavelengths
- An optional dispenser for detection of fast responses and the addition of reagents
- Temperature-control and (optional) gas-control units for integrity of live-cell-based assays





# VICTOR Nivo multimode plate reader

## Now available with Alpha detection technology

Plus, with the VICTOR Nivo software, you can control the instrument remotely via Wi-Fi from a PC or even your tablet. And it's simple for anyone - novice or expert - to learn and use, thanks to its workflow-oriented interface. Along with our Enhanced Security software, it provides tools to facilitate 21 CFR Part 11 compliance for integration into regulated environments (GxP).

Best of all, these features and functionality are housed in a compact instrument that's ideal for the benchtop, biosafety cabinet, or incubator - and it can be transferred easily between workspaces.

The VICTOR Nivo system: This is big news in a small, affordable package.



- Absorbance
- Luminescence
- Fluorescence intensity
- Alpha technology
- Fluorescence polarization
- Time-resolved fluorescence
- Temperature control (to 65°C)
- Plate shaking
- Stacker
- Dispenser
- Gas control
- Wi-Fi remote control
- Plate formats: up to 1,536 Wells
- Dimensions: H: 27 cm, W: 20 cm, D: 50 cm
- Weight: 15 kg



# A compact plate reader that's big on results

## We fit your application

The VICTOR Nivo multimode plate reader is a fully equipped, high-performance, filter-based system with all the detection modes you need for everyday biochemical and cell-based assays - all in a compact, lightweight format that frees up valuable bench space for other activities.

## It's on your wavelength

At the heart of the VICTOR Nivo reader is a dynamic filter wheel system. It provides space for up to 32 filters for a multitude of dyes, which is important when you're developing and optimizing assays and ensures that your lab's varying needs are met on a single instrument. In addition, with the dynamic wheel system, filters are:

- Exchanged between the inner and outer wheels

- Used for either excitation or emission lightpaths
- Locked in position so they don't get lost - ideal for multiuser labs

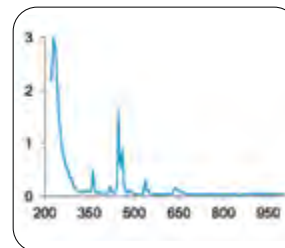
When fully loaded, the system enables the detection of a large number of dyes with better sensitivity and greater cost-effectiveness than a monochromator.

For absorbance, choose from a filter- or spectrometer-based system. Full spectrum absorbance measurements are ultrafast - 230 to 1,000 nm at selectable resolutions (2 nm, 5 nm or 10 nm) in less than one second per well. In addition, you can:

- Detect up to eight discrete wavelengths at once in a single measurement with no wavelength switching
- Characterize a wide range of dyes or samples with unknown absorbance spectra



Dynamic filter wheel with 32 filter positions for flexibility—and they won't get lost in the lab.



Spectrum scan of holmium oxide test sample demonstrating the spectral resolution of the absorbance spectrometer.



VICTOR Nivo combined with the stacker option.



Choose the optional dispenser module for assays such as fast kinetics, flash luminescence, and dual addition.



An optional gas-control unit is available for cell-based assays.



### Increasing productivity with walkaway automation

When combined with the stacker, the VICTOR Nivo can read stacks of 20 microplates in rapid succession, allowing you to set up walkaway automation so you can focus more on your research and less on plate management.

### Dispensing real flexibility

For assays that require measurement directly before and after the addition of reagents, such as fast kinetics or flash luminescence assays, you can equip the reader with a dispenser module. It's a dual injector system that enables, for example, dual-luciferase reporter-gene assays such as our twinlite™ technology. It also allows you to add small volumes to wells and then follow responses. There's easy access for priming and rinsing, and for maintenance, and it automatically checks that plates are inserted into the instrument before dispensing to avoid contamination.

### Bringing cell-based assays to life

You can keep your cells alive and healthy during long-term kinetic assays with integrated temperature control (up to 65 °C) and the optional gas control unit. In addition, you can control O<sub>2</sub> concentration for hypoxia assays.

The reader provides top and bottom reading for all modalities. Bottom reading is often preferred for assays using adherent cells, and the innovative optical design ensures excellent bottom-read performance.

### Set up, run, and monitor from wherever you are

Whether it's located in a biosafety cabinet or a nearby lab, you can set up, operate, and monitor your VICTOR Nivo system via Wi-Fi or a

network connection. The system's browser-based control software is not dependent on a specific operating system, so it can be controlled through a variety of touchscreen devices, including Windows® or Mac OS® PCs, and even Android-based tablets with browser software such as Google Chrome™ and Microsoft® Edge – the choice is yours. Plus, you can monitor progress and access your data remotely, even from your tablet.

### Get productive right away

The VICTOR Nivo control software has a modern workflow-oriented user interface that's intuitive and easy to learn for everyone in the lab. It features predefined application protocols for assays such as DNA quantification or ELISA that get scientists productive quickly – perfect for multiuser environments.

- Prewritten protocols and templates for popular applications
- Easy to learn, with no knowledge of detection technologies required
- Simplified kinetic reads and multitechnology operations
- Fast data export

### Built-in data analysis software

The VICTOR Nivo system's control software allows you to use your test results to perform basic data analysis immediately after running your assay. You can set up standard curves, general calculations, and statistical analysis, and you're able to build your calculation step by step either before or after the measurement is done.



### Software for comprehensive data analysis

For complex calculations, optional MyAssays® Desktop Pro analysis software is available for use in the lab or at your desk. Download preconfigured protocols from an online database that can be integrated easily into your lab's workflow. These protocols cover all popular applications, including HTRF®, LANCE®, DELFIA®, ATPlite™, and Alpha. Or create custom protocols and edit or extend selected preconfigured protocols.

MyAssays® Desktop Pro provides first-class tools for:

- Preconfigured data analysis for popular assays available for download
- Data importation
- Data visualization (3D view, heatmap, kinetic overlay, spectral plot)
- Data analysis (including advanced curve fitting)
- Reporting (Excel objects and templates for Microsoft® Word®)
- Exporting to popular formats such as XLSX, PDF, DOCX, HTML

### Software to facilitate compliance

For regulated environments, our Enhanced Security software provides technological controls and features that support 21 CFR Part 11 compliance with access levels, data security, and a comprehensive audit trail of user actions. Seamless integration with MyAssays® Desktop Pro Enhanced Security data analysis software is also possible, ensuring data integrity.



Everyone in your lab can quickly learn to use the VICTOR Nivo system, with its intuitive software interface.



The built-in analysis software allows simple and quick calculations.



With the Enhanced Security software, the security administrator can administer the reader, check the audit trail, backup and restore the database, create users, and assign levels for different users.

# The platform for the applications you rely on most

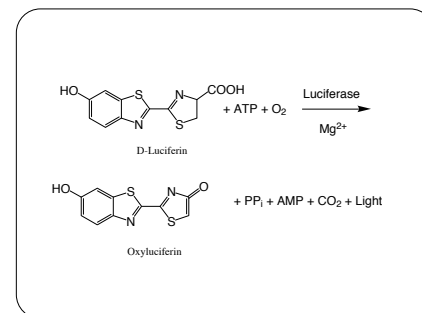
## The right technologies for your applications

**Luminescence** - The VICTOR Nivo system can detect a range of luminescence assay formats, including glow and BRET, and flash or dual glow (when combined with the dispenser) - perfect for applications such as reporter gene, cytotoxicity, and proliferation assays.

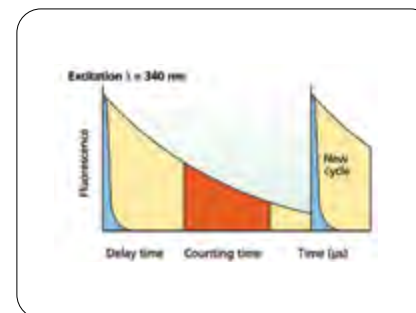
**Time-resolved fluorescence** - Improve the sensitivity and dynamic range of your immunoassays, even when sample is at a premium or in low concentration. TRF detection, together with lanthanide-based DELFIA, LANCE, or HTRF chemistries, offers enhanced signal-to-background



ratio, high sensitivity, wide dynamic range, superior stability, and excellent flexibility. The VICTOR Nivo is a HTRF certified microplate reader.



In our lites luminescence assays, light is produced when the high energy substrate, luciferin, is oxidized in the presence of luciferase



In TRF, measurement is delayed after excitation until background emissions have decayed (blue: excitation pulse; yellow: fluorescence signal; orange: detection period).

**Fluorescence intensity** - Fluorescence intensity is one of the most popular detection modes, and there are innumerable fluorophores available for applications such as DNA or protein quantitation, reporter-gene expression, and protein binding.

**Fluorescence polarization** - Fluorescence polarization is a homogeneous assay technology that's ideal for high-throughput screening. Fluorescein is the commonly used fluorescent label and is suitable for typical applications such as receptor-ligand binding, protein interaction, or hapten immunoassays.

**Absorbance** - Absorbance detection is one of the most well-established microplate assay formats and is perfect for assays such as ELISA, protein and nucleic acid quantification, and enzyme activity.

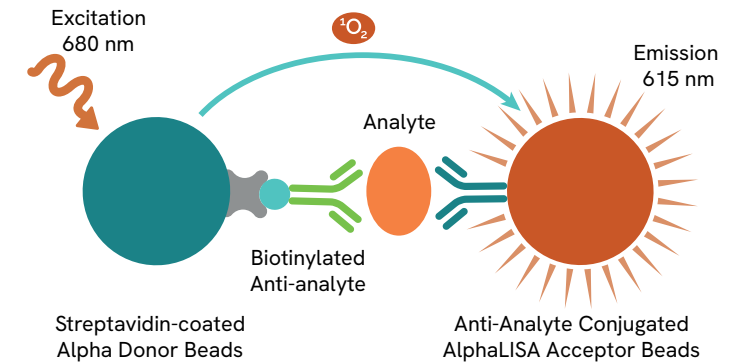
**Alpha** - The VICTOR Nivo system now features high-performance laser-based Alpha Technology, validated for use with our proprietary AlphaScreen® and AlphaLISA® technologies. Alpha no-wash assays enable fast, simple, highly sensitive detection of biomolecules in cell lysates, cell supernatants, serum, and a variety of other sample types, as well as analysis of binding assays with a broad range of affinities, with dissociation constants ranging from fM to mM. Laser-based Alpha detection allows you to measure 96- and 384 well plates in just a few minutes, while maintaining a high signal-to-background ratio. It makes fast, sensitive Alpha detection technology accessible for virtually any lab.



### Alpha technology: the assay that measures it all

Alpha technology is a bead-based proximity assay that can be used for just about every research application.

- Versatile: measure virtually any target
- Easy to use: homogenous assay with no wash or separation step
- Fast: Takes less than half the time of a standard ELISA
- Highly sensitive: detect down to femtogram levels
- Large dynamic range: 4 to 5 logs



#### AlphaLISA

For results in half the time of ELISA, without wash steps, and with excellent sensitivity in a variety of matrices, including serum and plasma

#### Alpha SureFire®

Great for cellular kinase assays, allowing detection of endogenous phosphoproteins in cell lysates and disease-related signal-transduction pathways

#### AlphaScreen

Perfect for studying fusion-tagged proteins or protein:protein interactions, and for testing cAMP, cGMP, phosphorylated peptides, or samples in a simple matrix

#### AlphaPlex™

Enables detection of multiple analytes in a single well for faster and more relevant results, even in low sample volumes

### Applications

- Cell viability/proliferation/toxicity
- Drug screening
- Pathway analysis
- Receptor panning
- Biomarkers
- Protein:protein interaction
- Gene expression
- Food monitoring
- Epigenetics

### Assay formats

- Cell-based
- Biochemical
- Binding
- Kinetics
- Immunoassay/ELISA
- Quantification (DNA/RNA, protein)
- Reporter gene/GFP
- Primary cells

### Targets

- GPCRs
- Kinases
- Protease
- Ion channels
- Cytokines





### Everything you need to move your research forward

As an industry leader with a long history of instrument and assay development, we understand your science and your operational needs. We combine our expertise with a broad portfolio of reagents, microplates, and proprietary assay technologies, delivering a complete solution that gives optimal performance in the application areas you rely on most.

#### Assays and reagents for virtually any application

Our broad range of innovative reagents and assays include Alpha technology (AlphaScreen, AlphaLISA and Alpha *SureFire*), LANCE TR-FRET and DELFIA TRF, and our lites luminescence assays. And if you don't find what you need, our specialist team can develop custom assay solutions for you.

#### Better microplates mean better results

We have microplates for virtually any assay, available in different formats, such as half-area 96-, 96-, 384-, and shallow-volume 384-well plates, and in a variety of colors to suit your assay requirements.

### Count on our support

Our expert service and support teams, comprising dedicated lab- and field-based applications specialists, can work with you to help overcome the challenges your application might bring.

Revvity leverages deep scientific knowledge and expertise to optimize laboratory efficiency and deliver on business outcomes you're striving toward.





# Find the perfect match for your lab and budget

With a variety of configurations and optional extras available, there's a VICTOR Nivo system that's just right for you – whatever your lab's requirements or budget.

The system is available in four configurations: The standard model incorporates absorbance, luminescence, and fluorescence intensity detection technologies, while the more advanced versions may also include time-resolved fluorescence, fluorescence polarization and Alpha capabilities.

Modalities	VICTOR Nivo F	VICTOR Nivo S	VICTOR Nivo Alpha F	VICTOR Nivo Alpha S	Standard features	Optional extras
Absorbance; filter-based (F) or spectrometer (S)	•	•	•	•	Top and bottom detection of all technologies (except Alpha) for plate formats up to 1,536 wells  Temperature control up to 65 °C  Shaker with three modes (linear, orbital, and double orbital)  Browser-based control software  Wi-Fi modem for remote control  Basic data analysis software	Dispenser (dual injectors) Gas control (CO <sub>2</sub> and O <sub>2</sub> ) Automation control SDK 15-in. laptop MyAssays® Desktop Pro analysis software Stacker Enhanced Security software for compliance in regulated environments Test plate for alignment and system check Field upgrades from standard to advanced models (includes time-resolved fluorescence and fluorescence polarization)
Luminescence	•	•	•	•		
Fluorescence intensity	•	•	•	•		
Time-resolved fluorescence	Optional					
Fluorescence polarization	Optional					
Alpha			•	•		



[www.revivity.com](http://www.revivity.com)

revvity

**Revvity, Inc.**  
940 Winter Street, Waltham, MA 02451 USA  
(800) 762-4000 | [www.revivity.com](http://www.revivity.com)

For a complete listing of our global offices, visit [www.revivity.com](http://www.revivity.com)  
Copyright ©2023, Revvity, Inc. All rights reserved.

1124668